

Kuskokwim River Salmon Management Working Group

1 (800) 315-6338 (MEET) Code: 58756# (KUSKO)

ADF&G Bethel toll free: 1 (855) 933-2433

Meeting Agenda

Date: 06/29/2020

Time: 6:00 p.m.

Place: Teleconference

Time Called to Order:

Chair: Fritz Charles

ROLL CALL TO ESTABLISH QUORUM:

Upriver Elder:
Downriver Elder:
Commercial Fisher:
Lower River Subsistence:
Middle River Subsistence:
Upper River Subsistence:
Headwaters Subsistence:

QUORUM MET? Yes / No

Processor:
Member at Large:
Sport Fisher:
Western Interior RAC:
Y-K Delta RAC:
KRITFC:
ADF&G:

INTRODUCTIONS:

INVOCATION:

APPROVAL OF MINUTES: *Optional. ADF&G does not prepare official meeting minutes.*

APPROVAL OF AGENDA: *the agenda may be amended at this time.*

USFWS/KRITFC UPDATE:

ADF&G MANAGEMENT ACTIONS UNDER CONSIDERATION:

PEOPLE TO BE HEARD: *Non-Working Group Members*

CONTINUING BUSINESS:

- Subsistence Reports: Lowest River, ONC Inseason Subsistence Report, Lower River, Middle River, Upper River, Headwaters
- Overview of Kuskokwim River salmon run assessment:
 - a. Test Fisheries (Bethel and Aniak):
 - b. Sonar/Weirs/Aerial Surveys/Other:
 - c. Subsistence Division Project Update:
 - d. NVN Report:
- Commercial Catch Report: N/A
- Processor Report: N/A
- Sport Fish Report:
- Intercept Fishery Report: *optional*
- Weather Forecast:
- Discussion of ADF&G Management considerations and discussion of possible alternatives (recommendations from the Working Group):
- Motion for Discussion and Action:

OLD BUSINESS:

- Meeting attendance and vacant seats

NEW BUSINESS:

COMMENTS FROM WORKING GROUP MEMBERS:

NEXT MEETING DATE: _____ **Time:** _____ **Place:** _____

Informational Packet

Information Packets *ARE*:

- **Intended to help inform Working Group discussions.**
- **To be viewed and used in context with Working Group meetings only.**

Packets *ARE NOT*:

- **To be viewed as standalone documents.**
- **A final say on fisheries management decisions.**

Please use this information responsibly:

Packet information is an incomplete snapshot of an ongoing discussion and changing conditions. Packet information should not be reproduced for any purpose other than to describe Working Group meeting discussions.

Misuse of Packet information can contribute to misunderstandings that can **cause harm to salmon users** and potentially **damage salmon resources**.

Ask Questions: ADF&G staff will be happy to answer biology and management questions. Please call **1-855-933-2433** to reach ADF&G Kuskokwim Area staff.

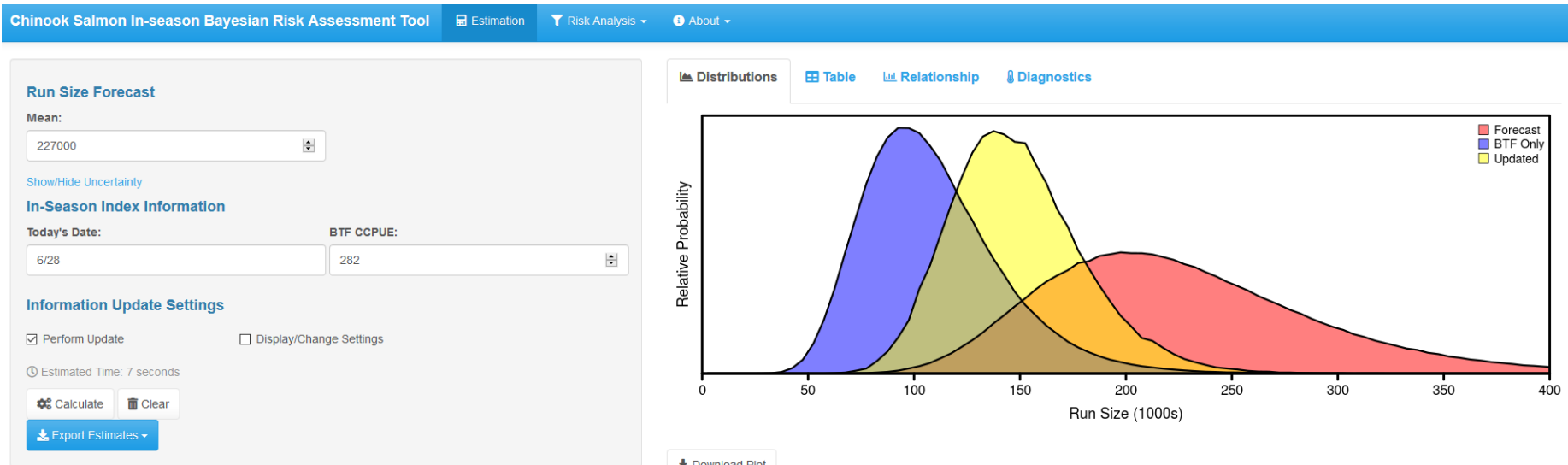
Attend Meetings: Each Working Group meeting is announced at least 48 hours prior to time and date of meeting. In addition, each meeting is recorded. Recordings can be found here:
http://www.adfg.alaska.gov/index.cfm?adfg=commercialbyarea_kuskokwim.kswg

Viewing the information packet while listening to meetings/recordings will provide a better understanding of the information presented in this packet.

Thank you,
Lily Reichard
Working Group Coordinator

Chinook Salmon In-season Bayesian Risk Assessment Tool

<https://bstaton.shinyapps.io/BayesTool/>



June 28, 2020 Summary Output from P* Model

Quantity	BTF Only		Updated
	H = 30,000	H = 27,000	BTF/Forecast H = 30,000
Expected Run Size	109,000		149,000
Expected Escapement	79,000	82,000	82,000
Pr(S > 65,000)	62%	67%	98%
Pr(65,000 < S < 120,000)	51%	55%	53%
Pr(S > 120,000)	11%	12%	45%
Pr(S < 95,000)	73%	70%	23%
Pr(S < 110,000)	84%	83%	42%

Orutsararmiut Native Council (ONC) Inseason Harvest Monitoring Weekly Report

June 29, 2020

Throughout the week of June 22, ONC fisheries crew contacted 23 Bethel area fish camps and gathered information from a total of 91 unique fishing trips from the Bethel boat harbor and Bethel area fish camps. Several fishers observed there were less people fishing due to the rough and windy weather conditions. Fishers expressed gratitude for the opportunities and claimed it was a good day fishing. Others said it was too rough to fish. A few fishers stated that the State should be managing the river and were not in support of Federal fisheries management. Fishers commented that the sockeye salmon just started to come in and were surprised by how many Chinook salmon were still in the river. Some fishers attributed the higher catches on June 24th to the south wind that pushed the fish upriver. There were a couple of reports of Chinook salmon with red spots scattered on the flesh. A few fish camps requested to push the start time of the fishing opportunity up to 8AM. Some fishers were wondering if the larger Chinook salmon caught this season was attributed to older fish, healthier fish or a combination of the two. Similar to past comments we've received from fishers, many people requested more time and opportunities to fish.

Table 1. Average fish harvest, net length and mesh size range reported by surveyed Bethel area fish camps and Bethel boat harbor from the June 24 fishing opportunity.

Data Source	Number of Surveys Conducted	Average Chinook Salmon Harvest	Average Chum Salmon Harvest	Average Sockeye Salmon Harvest	Average other harvest	Net Length Range (ft.)	Mesh Size Range (in.)
Bethel Boat Harbor	71	~8	~3	~5.4	<1	35-300 (ft.)	4-6"
Bethel Fish Camps	20	11.8	4.7	9.7	<1	60-150 (ft.)	5.5-6"

Table 2. Number of surveys conducted and average fish harvest reported by surveyed Bethel area fish camps and Bethel boat harbor from fishing opportunities in late June of 2018-2020.

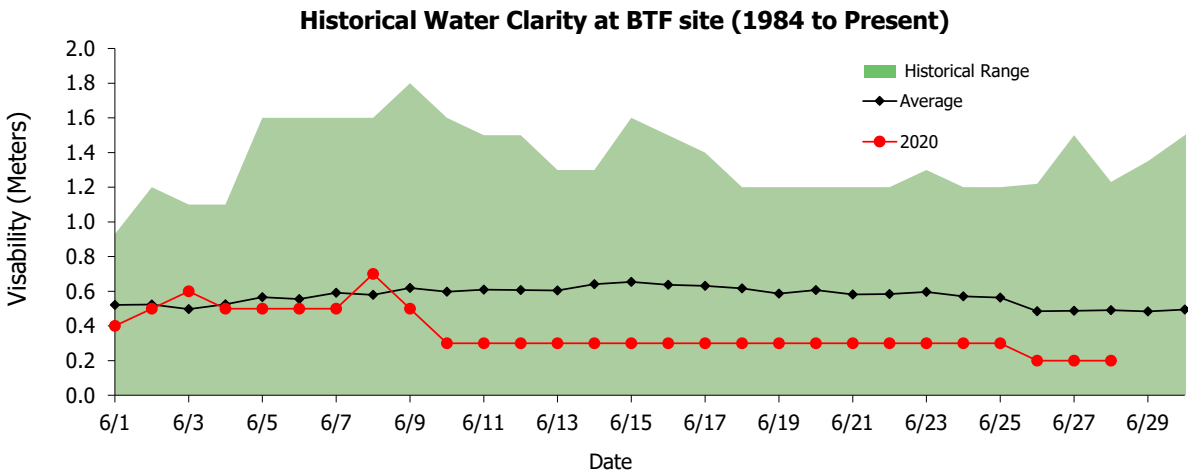
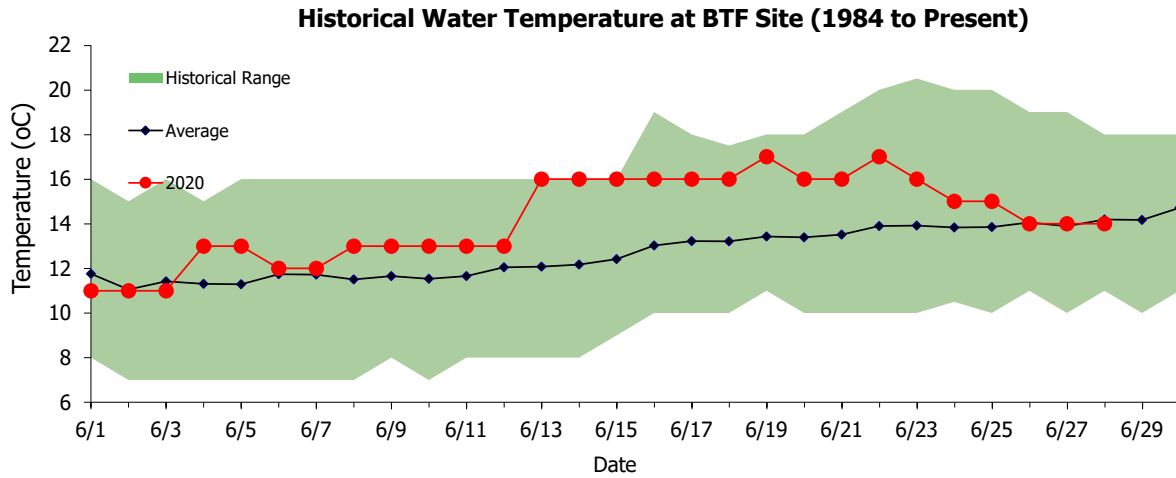
Year	Fishing Date	Data Source	Number of Surveys Conducted	Average Chinook Salmon Harvest	Average Chum Salmon Harvest	Average Sockeye Salmon Harvest	Average other harvest
2020	6/24	Boat Harbor	71	~8	~3	~5.4	<1
		Bethel Fish Camps	20	11.8	4.7	9.7	<1
2019	6/22	Boat Harbor	101	11.5	5.4	14.6	<1
		Bethel Fish Camps	44	18.4	7.3	16.7	<1
2018	6/24	Boat Harbor	69	7.5	9.4	3.4	<1
		Bethel Fish Camps	28	12	11.7	3.7	<1

Table 3. Fishing progress by surveyed fish camps for Chinook, chum and sockeye salmon from the June 24 fishing opportunity.

Salmon Species	Not at all	Under Half	Halfway	Over Half	Goal Met
Chinook salmon	10% (n=2)	20% (n=4)	20% (n=4)	35% (n=7)	15% (n=3)
Chum salmon	39% (n=7)	33% (n=6)	5.5% (n=1)	5.5% (n=1)	17% (n=3)
Sockeye salmon	30% (n=6)	30% (n=6)	20% (n=4)	15% (n=3)	5% (n=1)

Fish Distribution

From June 22-June 28, we delivered 87 Chinook salmon, 25 chum salmon and 52 sockeye salmon to Bethel area Elders and for two funeral feasts. These fish were caught by the Alaska Department of Fish & Game Bethel Test Fishery.



Crooked Creek water gauge is out of operation.

Kuskokwim River Salmon Assessment Update

6/28/2020



This document presents the key assessment information considered by managers in-season. The production of this document is a collaborative effort between USFWS and ADF&G. **All data and analyses contained are preliminary and are subject to change, so please make interpretations carefully.**

If you have any questions about the content, please contact Gary Decossas (USFWS; gary_decossas@fws.gov) or Sean Larson (ADF&G; sean.larson@alaska.gov). Major credit for the development of this data packet belongs to Ben Staton.

Table of Contents:

Bethel Test Fishery Summaries

- Page 2: [Chinook Salmon](#)
- Page 3: [Chum Salmon](#)
- Page 4: [Sockeye Salmon](#)

Species Composition Summaries

- Page 5: [Chum/Sockeye:Chinook Salmon Ratio](#)
- Page 6: [Percent Composition](#)

Appendices

- Page 7: [Sonar Passage Estimates](#)
- Page 8: [In-Season Harvest Estimates](#)
- Page 9: [Chinook Salmon](#)
- Page 10: [Chum Salmon](#)
- Page 11: [Sockeye Salmon](#)

Abbreviations:

- BTF: Bethel Test Fishery
- ATF: Aniak Test Fishery
- CPUE: Catch-per-unit-effort
- EOS: End-of-Season
- ADF&G: Alaska Department of Fish and Game
- KRITFC: Kuskokwim River Inter-tribal Fisheries Commission
- OTNC: Orutsaramiut Traditional Native Council
- USFWS: United States Fish and Wildlife Service
- YDNWR: Yukon Delta National Wildlife Refuge

To view escapement information, please visit the ADF&G Kuskokwim River Fish Counts page:

- <http://www.adfg.alaska.gov/index.cfm?adfg=commercialbyareakuskokwim.salmon#fishcounts>

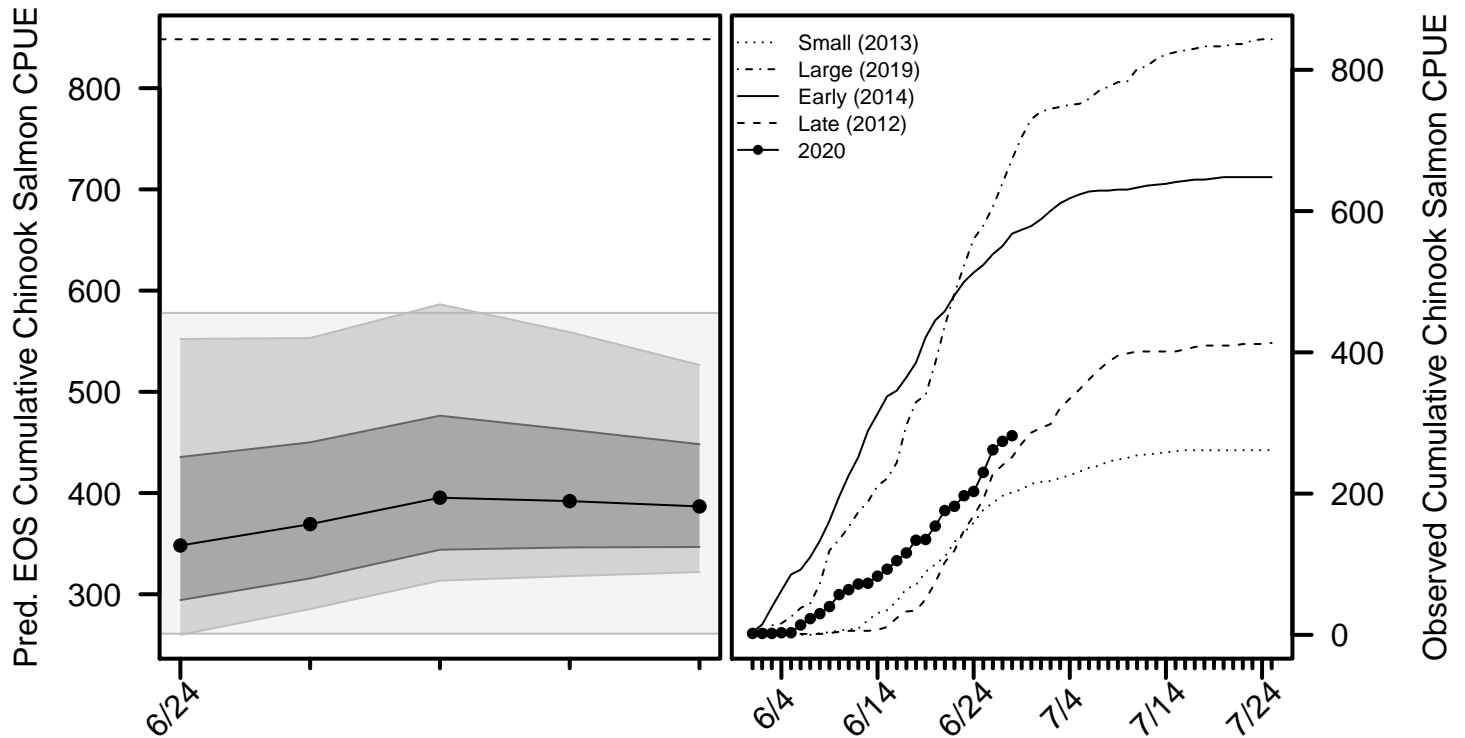
For the most up-to-date information regarding fishing opportunities please visit:

- USFWS: https://www.fws.gov/refuge/yukon_delta/wildlife_and_habitat/dailyupdate.html
- ADF&G: <http://www.adfg.alaska.gov/index.cfm?adfg=cfnews.main>

Chinook Salmon BTF Summary (6/28)

- The BTF daily CPUE was **8**.
- The BTF cumulative CPUE is now **282**.
- **25%** years since 2008 fell below this cumulative CPUE on this date.
- **73%** of the run is complete based on historical average run timing.
- **63% - 81%** of the run is complete based the central 50% of all historical run timing scenarios.
- **9% - 15%** of the run is expected to pass Bethel in the next 5 days.
- Over the last 3 days, Chinook salmon made up **37%** of the BTF catches, compared to **9%** on average.

Chinook Salmon Figure 1. *Left:* predicted cumulative EOS BTF CPUE according to various run timing scenarios: central 80% (light grey band), central 50% (dark grey band), and the historical median (circles). The grey box shows the range of EOS values from 2010 - 2013, which indexed run sizes past Bethel ranging from 60,000 to 82,000. The dashed horizontal line shows the EOS value from 2019. *Right:* The cumulative BTF CPUE from 2020 plotted along with four previous years intended to represent a range of early/late and small/large index values.



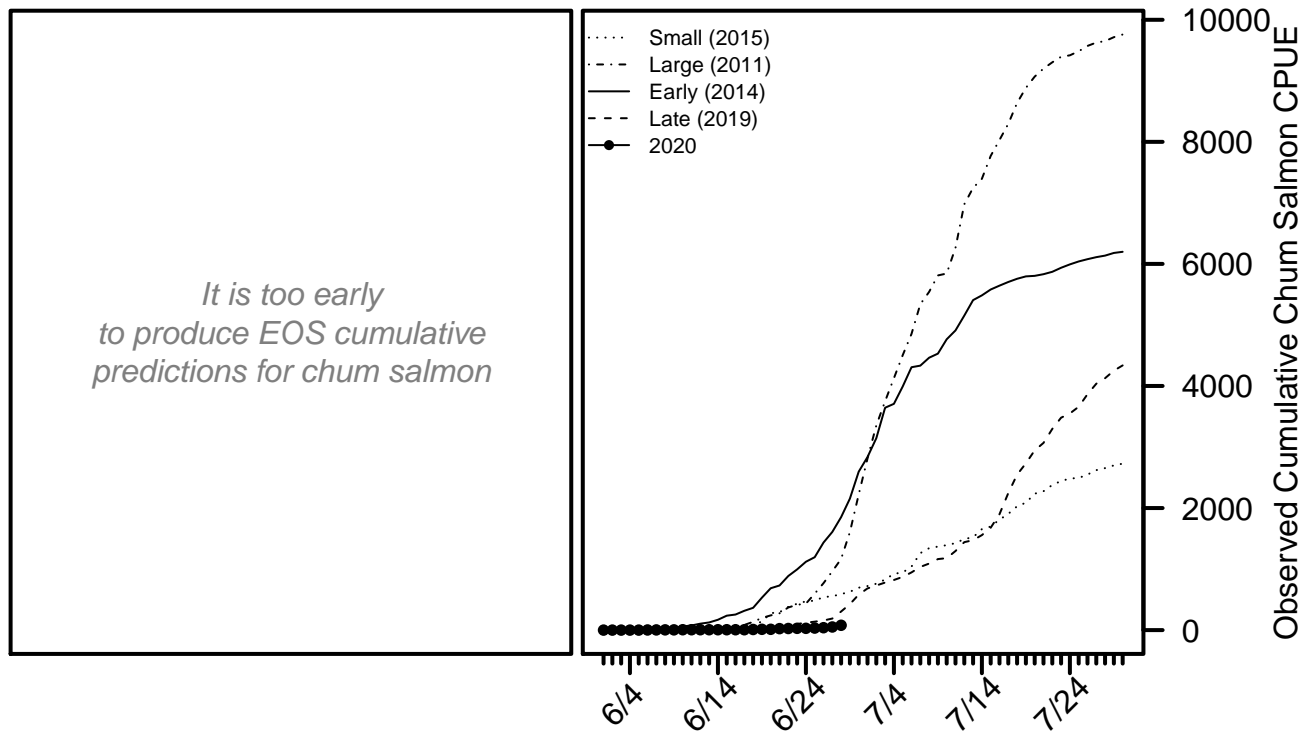
For more detailed information, see the [Chinook salmon appendix](#) at the end of this document.

[Return to Table of Contents](#)

Chum Salmon BTF Summary (6/28)

- The BTF daily CPUE was **28**.
- The BTF cumulative CPUE is now **79**.
- **0%** years since 2008 fell below this cumulative CPUE on this date.
- **24%** of the run is complete based on historical average run timing.
- **15% - 34%** of the run is complete based the central 50% of all historical run timing scenarios.
- **17% - 20%** of the run is expected to pass Bethel in the next 5 days.
- Over the last 3 days, chum salmon made up **32%** of the BTF catches, compared to **57%** on average.

Chum Salmon Figure 1. *Left:* will show predicted cumulative EOS BTF CPUE according to various run timing scenarios when enough data have been collected. *Right:* The cumulative BTF CPUE from 2020 plotted along with four previous years intended to represent a range of early/late and small/large index values.



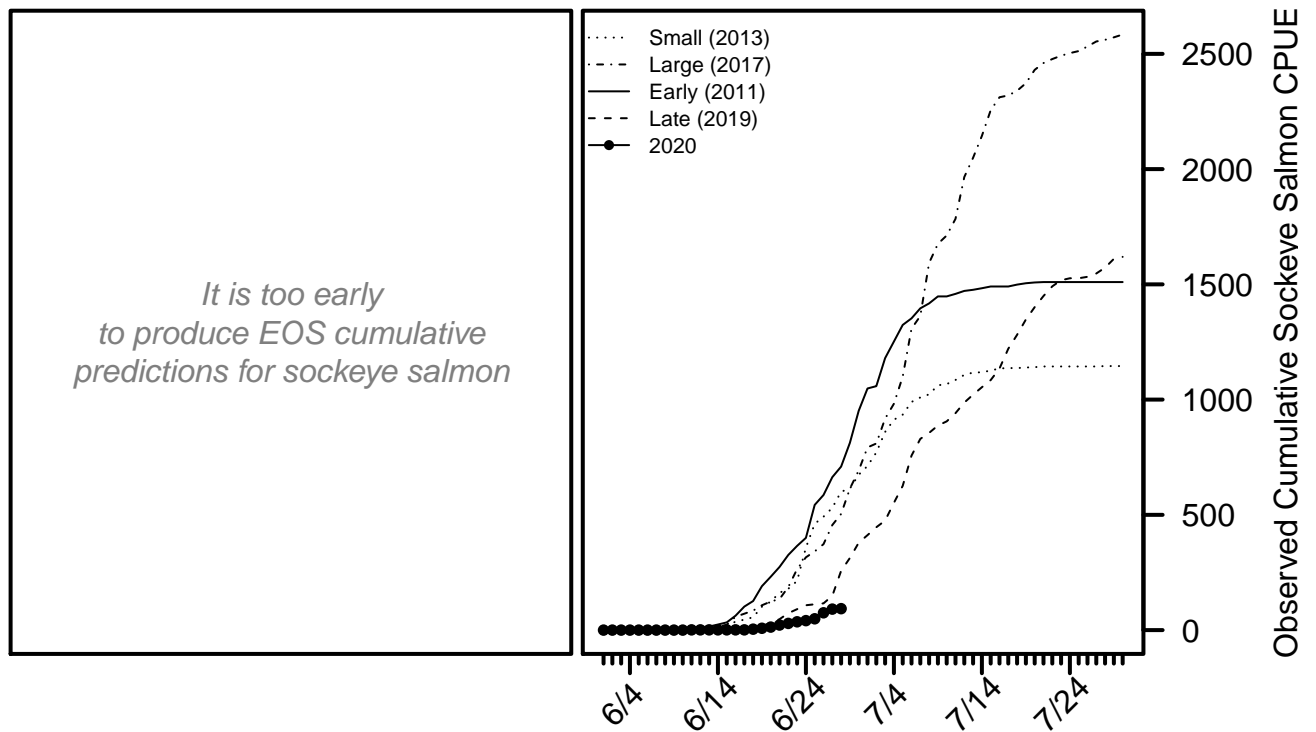
For more detailed information, see the [chum salmon appendix](#) at the end of this document.

[Return to Table of Contents](#)

Sockeye Salmon BTF Summary (6/28)

- The BTF daily CPUE was **2**.
- The BTF cumulative CPUE is now **93**.
- **0%** years since 2008 fell below this cumulative CPUE on this date.
- **46%** of the run is complete based on historical average run timing.
- **32% - 60%** of the run is complete based the central 50% of all historical run timing scenarios.
- **23% - 25%** of the run is expected to pass Bethel in the next 5 days.
- Over the last 3 days, sockeye salmon made up **31%** of the BTF catches, compared to **35%** on average.

Sockeye Salmon Figure 1. *Left:* will show predicted cumulative EOS BTF CPUE according to various run timing scenarios when enough data have been collected. *Right:* The cumulative BTF CPUE from 2020 plotted along with four previous years intended to represent a range of early/late and small/large index values.



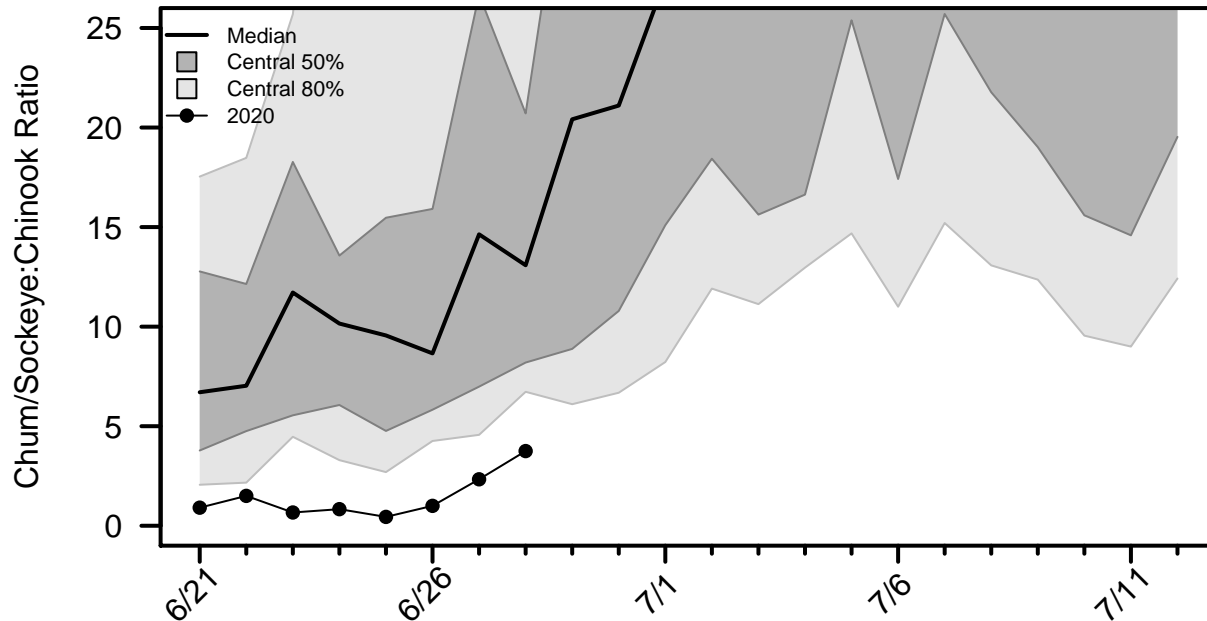
For more detailed information, see the [sockeye salmon appendix](#) at the end of this document.

[Return to Table of Contents](#)

Chum/Sockeye:Chinook Salmon Ratio

This ratio is calculated by dividing the total number of chum and sockeye salmon counted by the number of Chinook salmon counted by a project each day. A value of zero indicates Chinook salmon were counted that day, but not chum or sockeye salmon. A missing value on a day the project operated indicates no Chinook salmon were counted that day.

Species Ratio Figure 1. Time series of the species ratio in the BTF with historical quantiles shown as grey regions and the ratio time series for 2020 shown with points connected by lines.



Ratio Table 1. A subset of the species ratios displayed in **Ratio Figure 1**, including the ratios from the ATF.

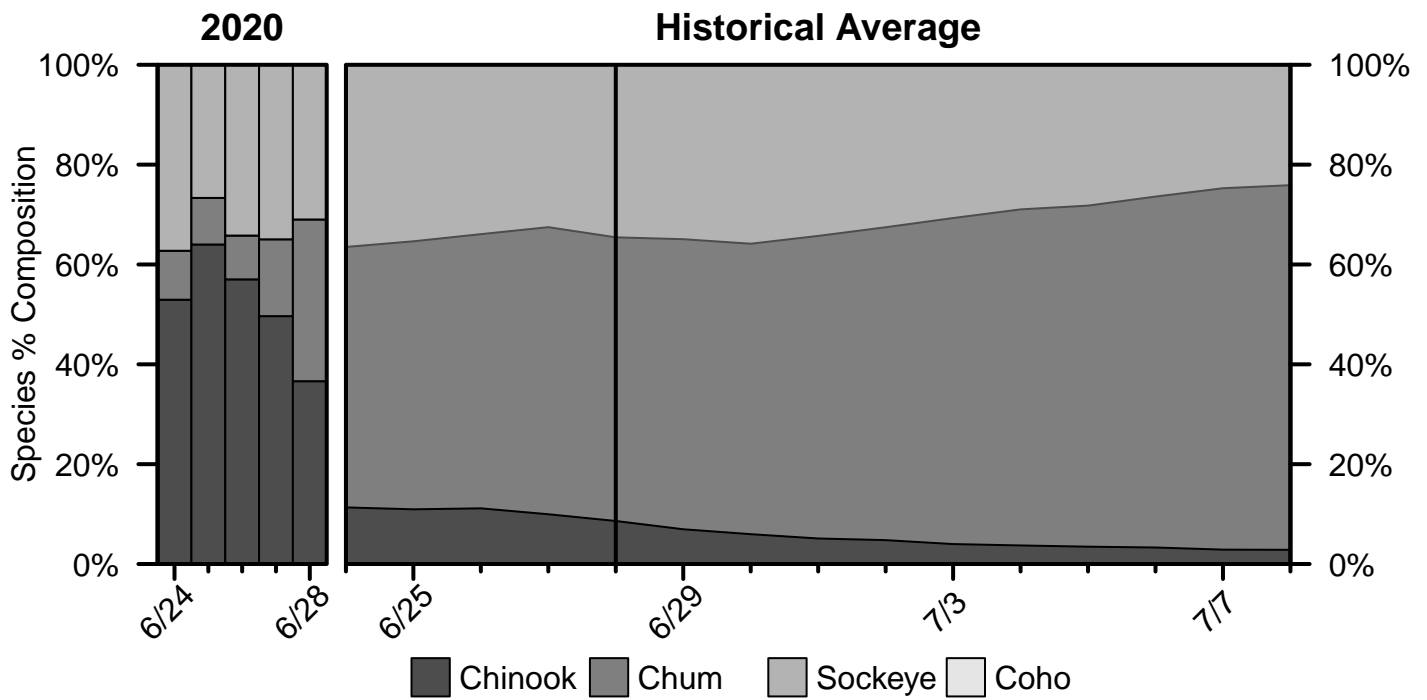
Date	2020 BTF	BTF Median	BTF Lower 10%	BTF Upper 10%	2020 ATF
6/25	0.44	9.56	2.69	44.49	0.46
6/26	1	8.66	4.26	32.42	0.73
6/27	2.33	14.64	4.57	47.59	0.31
6/28	3.75	13.08	6.73	31.11	0.62
6/29		20.41	6.1	57.42	
6/30		21.1	6.68	60.51	
7/1		27.44	8.22	55.87	

Ratio Table 2. The percent of previous years in which a given species ratio was exceeded at least once before a certain day in the BTF.

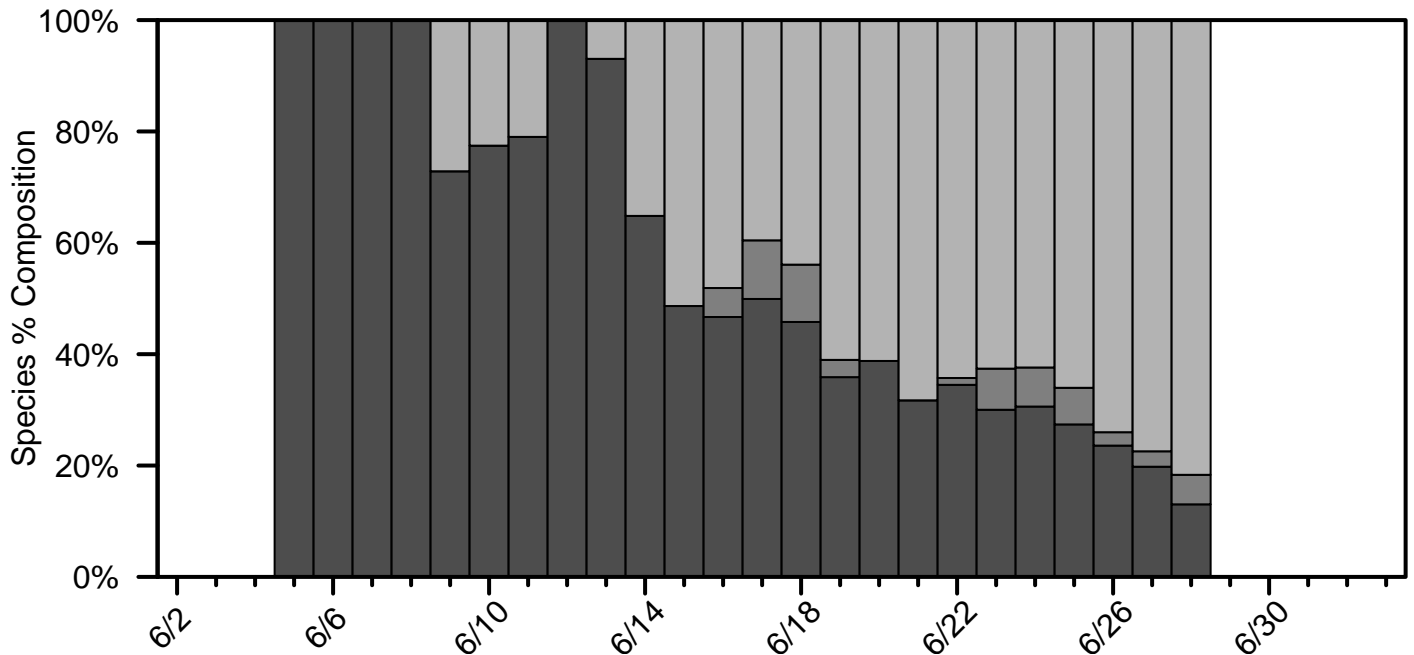
Date	Ratio > 3	Ratio > 5	Ratio > 7	Ratio > 10	Ratio > 20
6/25	97%	97%	89%	83%	42%
6/26	97%	97%	89%	86%	44%
6/27	97%	97%	92%	86%	56%
6/28	100%	100%	97%	89%	64%
6/29	100%	100%	97%	92%	72%
6/30	100%	100%	100%	94%	78%
7/1	100%	100%	100%	100%	83%

Percent Composition by Salmon Species

Percent Composition Figure 1. Species percent composition in the BTF from 2020 and based on the historical average. The composition presented on each day represents the average composition over the past 3 days.



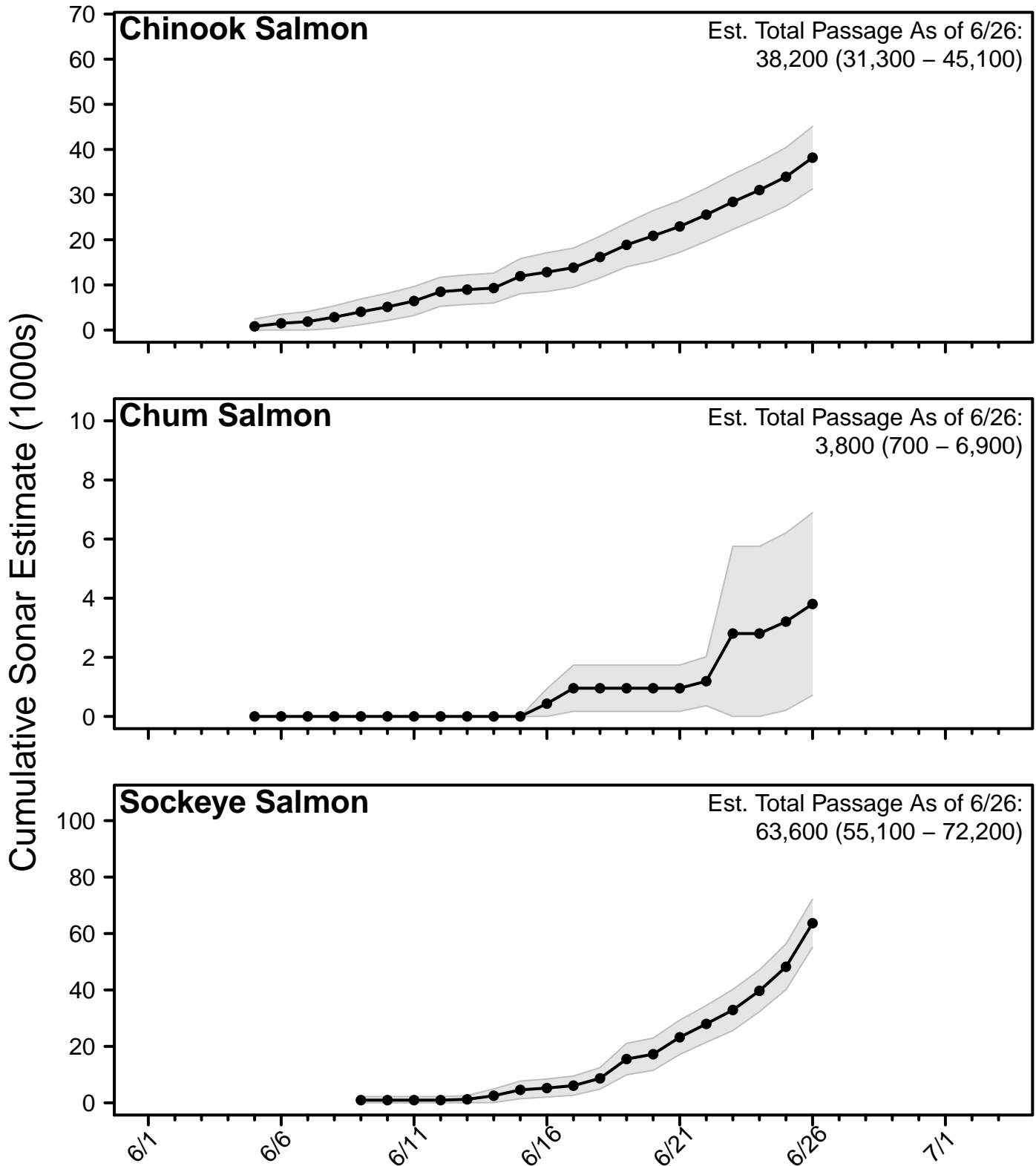
Species Composition Figure 2. Species percent composition from the sonar estimates from 2020 (salmon species only, excluding pink salmon). The composition presented on each day represents the average composition over the past 3 days.



[Return to Table of Contents](#)

Sonar Passage Estimates

Sonar Figure 1. Cumulative estimates of salmon passage from the 2020 sonar operation through the last complete reporting day. Grey bands show the 95% confidence intervals on each complete reporting day.



[Return to Table of Contents](#)

In-Season Harvest Estimates

In-season harvest estimates are produced by combining counts of total fishing effort (usually obtained via aerial survey) and on-the-ground fisher interview information using statistically-rigorous methodology. The data collection efforts to produce these estimates is a highly collaborative effort, involving staff from ADF&G, KRITFC, OTNC, and USFWS. Although USFWS performs the data analysis and harvest estimation, all estimates undergo technical review by a panel comprised of representatives from each of these entities.

Much more detailed information can be found on the YDNWR website (https://www.fws.gov/refuge/yukon_delta/wildlife_and_habitat/dailyupdate.html).

In the tables below, CV stands for coefficient of variation, which is a commonly-used measure of uncertainty in the estimate (larger CV values are more uncertain).

Harvest Table 1. Estimated total Chinook salmon harvest within the YDNWR, excluding the section between Akiak and Kalskag.

Date	Daily Harvest	Cumulative Harvest	Daily CV	Cumulative CV
6/3	180	180	54.02	54.02
6/6	570	730	20.48	9.83
6/9	670	1,370	14.74	6.65
6/12	3,090	4,460	11	6.3
6/15	5,080	9,690	10	5.86
6/18	8,160	17,950	6	4.58

Harvest Table 2. Estimated total chum salmon harvest within the YDNWR, excluding the section between Akiak and Kalskag.

Date	Daily Harvest	Cumulative Harvest	Daily CV	Cumulative CV
6/3	0	0	0	0
6/6	90	90	26.16	14.89
6/9	60	150	40.55	10.66
6/12	460	600	21	8.3
6/15	790	1,340	13	5.26
6/18	2,040	3,400	10	5.55

Harvest Table 3. Estimated total sockeye salmon harvest within the YDNWR, excluding the section between Akiak and Kalskag.

Date	Daily Harvest	Cumulative Harvest	Daily CV	Cumulative CV
6/3	0	0	0	0
6/6	20	20	52.22	39.58
6/9	30	50	61.24	24.55
6/12	90	140	22	13.11
6/15	610	750	13	7.02
6/18	2,060	2,780	12	6.87

[Return to Table of Contents](#)

Chinook Salmon Appendix

Chinook Salmon Table A1. Cumulative CPUE from the BTF.

Date	2020	2019	2018	2017	2016	5-Yr Avg.	2008 - 2019 Avg.
6/25	230	579	354	161	400	368	348
6/26	262	606	387	168	432	392	374
6/27	274	640	406	196	454	413	392
6/28	282	674	434	216	463	435	409
6/29		705	461	228	484	457	428
6/30		730	481	242	499	476	445
7/1		741	507	254	510	491	457
EOS		848	667	374	687	640	575

Chinook Salmon Table A2. Cumulative CPUE from the ATF.

Date	2020	2019	2018	2017	2016
6/25	403	1,139	218	1,945	1,514
6/26	487	1,181	245	2,165	1,564
6/27	554	1,321	280	2,500	1,657
6/28	653	1,359	330	3,012	1,763
6/29		1,367	388	3,416	1,857
6/30		1,445	429	3,718	1,964
7/1		1,510	445	3,996	2,056
EOS		1,691	820	6,508	2,729

Chinook Salmon Table A3. Percent of run complete according to various historical run timing scenarios from the BTF.

Timing	Midpoint	6/28 Cumulative %
Earliest	6/13	93%
Early 10%	6/16	88%
Early 25%	6/20	81%
Median	6/21	73%
Late 25%	6/23	63%
Late 10%	6/26	53%
Latest	7/2	43%

[Return to Table of Contents](#)

Chum Salmon Appendix

Chum Salmon Table A1. Cumulative CPUE from the BTF.

Date	2020	2019	2018	2017	2016	5-Yr Avg.	2008 - 2019 Avg.
6/25	33	138	878	760	393	530	716
6/26	39	158	997	930	460	617	846
6/27	51	189	1,149	1,317	541	750	1,003
6/28	79	304	1,242	1,671	602	882	1,139
6/29		426	1,404	2,042	724	1,045	1,344
6/30		581	1,593	2,183	747	1,160	1,615
7/1		683	1,758	2,454	817	1,287	1,829
EOS		4,989	8,212	6,785	3,894	5,365	6,537

Chum Salmon Table A2. Cumulative CPUE from the ATF.

Date	2020	2019	2018	2017	2016
6/25	86	88	401	1,214	456
6/26	148	177	561	1,494	563
6/27	169	266	928	1,696	649
6/28	218	311	1,276	1,966	958
6/29		311	1,560	2,165	1,124
6/30		407	1,772	2,221	1,318
7/1		550	2,092	2,629	1,769
EOS		1,051	10,277	11,588	5,304

Chum Salmon Table A3. Percent of run complete according to various historical run timing scenarios from the BTF.

Timing	Midpoint	6/28 Cumulative %
Earliest	6/22	56%
Early 10%	6/30	45%
Early 25%	7/2	34%
Median	7/5	24%
Late 25%	7/7	15%
Late 10%	7/10	9%
Latest	7/17	5%

[Return to Table of Contents](#)

Sockeye Salmon Appendix

Sockeye Salmon Table A1. Cumulative CPUE from the BTF.

Date	2020	2019	2018	2017	2016	5-Yr Avg.	2008 - 2019 Avg.
6/25	49	112	125	341	142	191	311
6/26	75	116	184	373	236	240	358
6/27	91	148	204	456	279	281	403
6/28	93	257	216	504	291	332	456
6/29		313	298	614	319	409	522
6/30		379	411	692	437	526	619
7/1		412	563	793	547	638	709
EOS		1,749	2,275	2,690	2,463	2,267	1,761

Sockeye Salmon Table A2. Cumulative CPUE from the ATF.

Date	2020	2019	2018	2017	2016
6/25	0	11	0	83	8
6/26	0	22	0	83	8
6/27	0	22	0	92	8
6/28	12	22	8	118	26
6/29		22	17	118	26
6/30		22	34	126	26
7/1		22	42	126	61
EOS		33	75	393	405

Sockeye Salmon Table A3. Percent of run complete according to various historical run timing scenarios from the BTF.

Timing	Midpoint	6/28 Cumulative %
Earliest	6/21	84%
Early 10%	6/23	73%
Early 25%	6/26	61%
Median	6/28	46%
Late 25%	6/30	31%
Late 10%	7/6	20%
Latest	7/9	11%

[Return to Table of Contents](#)

BY-LAWS OF THE
KUSKOKWIM RIVER SALMON MANAGEMENT WORKING GROUP

PURPOSE

To provide local fishers and other users with an avenue for direct involvement in the management of their fishery. The goal is for all parties to work together to reach a consensus on management of the fishery. Final emergency order authority continues to rest with the Alaska Department of Fish and Game.

RULES OF CONDUCT

Meetings will be conducted by Robert's Rules of Order. The sequence of meetings is as follows:

- I. Call to order (by chair)
- II. Roll Call (by chair)
- III. Invocation
- IV. Meeting Minutes
- V. Approval of Agenda: *Optional*
- VI. People to be heard
- VII. Continuing Business
 1. Subsistence Reports/Traditional Native Fisheries Knowledge
 - a. Lower River:
 - b. ONC Inseason Subsistence:
 - c. Middle River Subsistence:
 - d. Upper River:
 - e. Headwaters:
 2. Overview of Kuskokwim River Salmon Run Assessment Projects
 - a. Test Fish (Bethel and Aniak)
 - b. Weir/Mark-Recapture/Aerial Surveys/Other:
 3. Commercial Catch Report:
 4. Processor Report:
 5. Sport Fish Report:
 6. Intercept Fishery Report: *Optional*
 7. Weather Forecast:
 8. Recommendation:
- VIII. Old Business
- IX. New Business
- X. Meeting Action Announcement
- XI. Date, Time, and Place of next meeting
- XII. Adjournment

(This sequence may be changed at the discretion of the Group)

People to Be Heard and Continuing Business reports may not exceed 3 minutes in length, excluding questions and answers.

Under the 'People to be heard' agenda item the public would be provided an opportunity to discuss only topics or items which are **not** already listed as specific agenda items. A member of the public may also ask the Group to place an issue on the agenda.

Unlike other institutions or committees, the Working Group operates on a consensus basis. When discussing fisheries management issues, a simple majority vote of the members is not sufficient to pass a motion. For the purposes of the Group all fisheries management related motions must pass by a consensus of the members present at the meeting. If 7 (seven) or fewer of the members are present, then consensus is defined as a situation wherein either all voting members vote "yea" or all voting members vote "yea" except for one "nay" vote. If 8 (eight) or more of the members are present, then consensus is defined as a situation wherein either all voting members vote "yea" or all voting members vote "yea" except for two "nay" votes.

The Alaska Department of Fish and Game does not have voting status on motions concerning the setting of commercial openings.

When voting on motions not related to fisheries management or seat elections, a consensus vote is not required.

ARTICLE I, OFFICE

The principal office of the Kuskokwim River Salmon Management Working Group (Working Group) shall be located in the City of Bethel, Alaska 99559.

The current address of the principal office is, P.O. Box 1467, Bethel, Alaska 99559. The physical address is 570 4th Avenue.

ARTICLE II, MEMBERS

Section 1. Members: The Kuskokwim River Salmon Management Working Group shall have 14 member organizations or constituencies. These members represent: Elders (Upriver, Downriver) (2), Subsistence Fishermen (Lower River, Middle River, Upriver, and Headwaters) (4), Processors (1), Commercial Fishermen (1), Sport Fishers (1), Member at Large (1), Federal Subsistence Regional Advisory Committees (Yukon-Kuskokwim Delta, Western Interior) (2), Kuskokwim River Inter-Tribal Fish Commission (1) and the Department of Fish and Game (1). Each member of the Working Group will designate a representative and an alternate or alternates in the event the representative is unable to attend a meeting. In the case where more than one person is nominated to represent a member organization or constituency, the Working Group will appoint one of the nominees to represent the member organization or constituency.

Section 2. Annual Meeting:

An annual meeting of the Kuskokwim River Salmon Management Working Group may be held in Bethel or Anchorage during the month of March to coincide with the Kuskokwim Salmon Interagency Meeting. The purpose of the meeting will be to conduct any

unfinished administrative functions that the Working Group needs to complete for the following year.

Section 3. Special Meetings:

Special meetings of the Kuskokwim River Salmon Management Working Group may be called by the Co-Chairs.

Section 4. Notice of Meetings:

The Department of Fish and Game will be responsible for informing the Kuskokwim River Salmon Management Working Group members of the time, place and date of any meetings. Notification of meetings to the Working Group will be not less than 48 hours (when possible) or more than 45 days in advance.

Section 5. Quorum:

In order for a meeting of the Working Group to be held and for actions taken at a meeting to be legitimate, it is necessary for there to be a quorum at a meeting, that is at least 7 of the 14 member constituencies must be represented.

For Fisheries management meetings, there must be 7 members plus the department representative.

For executive sessions, the quorum may be 7 members including the department representative; however, this meeting cannot entertain motions regarding fishery decisions.

If a quorum of the full committee is not present, business may be conducted in executive session. The executive committee is composed of at least 5 representatives: one Co-Chair, any two representatives of the following member groups; Member at Large, Processors, Commercial Fisherman, Kuskokwim River Inter-Tribal Fish Commission and any two representatives of the following member groups; Lower, Middle, Upriver and Headwaters Subsistence, Federal RAC, Sport Fisher.

Section 6. Quorum:

During the regular meeting season (May – August), all materials that will be disseminated on behalf of the Working Group shall be added to and voted upon as a new business agenda topic. A special meeting (Article II; Section 3) of all working group members shall be scheduled to discuss and vote upon all material that will be disseminated on behalf of the Working group during the non-meeting season (Sept – April).

ARTICLE III. REPRESENTATIVES

Section 1. Working Group:

The Kuskokwim River Salmon Management Working Group shall be comprised of 14 representatives from the areas described in Article II, Section 1.

Section 2. General Powers:

The Kuskokwim River Salmon Management Working Group shall make recommendations

to the Department of Fish and Game for the purposes of managing the salmon fisheries on the Kuskokwim River after subsistence and commercial catch, test fishery, weir, tower and sonar reports and other information are provided to the group.

Section 3. Voting Membership:

Each Working Group member shall be entitled to one vote. One alternate designated by the member shall be entitled to one vote in the absence of that member. Members may abstain from voting on any motion. The Department of Fish and Game may vote on motions unrelated to fisheries management decisions only.

Working Group members must hear all the Continuing Business reports to vote on a motion to set commercial openings.

Section 4. Resignation:

Any member or representative may resign by submitting a letter of resignation to a Co-Chair of the Working Group. The resignation must give the Working Group at least 4 weeks notification so that a new member or representative may be appointed.

Section 5. Vacancies:

A vacancy on the Kuskokwim River Salmon Management Working Group because of death, resignation, removal, disqualification, forfeiture or otherwise, may be filled by the Working Group from nominations by member groups for the remainder of the term.

Section 6. Forfeit, participation, or removal:

- A. FORFEIT. The Working Group will give written notification, by certified mail, to any member organization, their representative and alternate whose seat has not been represented for 2 consecutive meetings that their membership in the Working Group will be forfeited if the seat is not represented by the following meeting. Whereas, a member's failure to be represented at a meeting is excused by the Working Group, as appropriate, such failure shall not be considered an absence within this section.
- B. PARTICIPATION. No representative will be allowed to participate in a Working Group meeting who is deemed to be under the influence of alcohol and/or drugs.
- C. REMOVAL. A representative may be removed from their seat on the Working Group for cause and must be provided the opportunity appeal this removal at a subsequent meeting of the Working Group. A representative may be removed for cause for any reason allowed, including but not limited to, conviction of a felony, gross misconduct, violation of their trust to the Working Group as a representative, or harassment of any kind to the other representatives of the Working Group.

ARTICLE IV. OFFICERS OF THE WORKING GROUP

Section 1. Officers:

The Kuskokwim River Salmon Management Working Group shall elect Co-Chairs for the purpose of conducting meetings. The Co-Chairs will be elected annually at the first

Amended 05/6/2020

meeting occurring after March 1st. The Working Group shall elect or appoint other officers as deemed necessary. An officer of the Working Group may not hold more than one position. The Co-Chairs must be official representatives of the Working Group.

Section 2. Terms of Office:

Each representative of the Working Group shall be elected or appointed. A representative shall hold their position until their successor has been duly elected or appointed and has been qualified

Section 3. Co-Chair:

A Co-Chair of the Kuskokwim River Salmon Management Working Group shall preside at all meetings of the Working Group. If a pre-designated co-chair is not present, those present may elect a temporary chair to preside for that meeting.

Section 4. Other Committees:

The Co-Chairs shall have the authority to appoint representatives to serve on committees as deemed necessary. Any representative appointed to a committee may be removed in the best interest of the Kuskokwim River Salmon Management Working Group.

ARTICLE V. DEFINITIONS

- 1. Member.** The member organizations or constituencies of the Working Group as listed in Article II, Section 1.
- 2. Alternate.** An individual designated to act in the place of a member or representative unable to attend a meeting.
- 3. Representative.** Person designated by a Working Group member organization or constituency to represent that member organization or constituency at Working Group meetings.
- 4. District W-1.** The Lower Kuskokwim River consists of the Kuskokwim River from a line between Apokak Slough and Popokamiut, upstream to a line between ADF&G regulatory markers located about eight miles above the Tuluksak River.
- 5. District W-2.** The middle Kuskokwim River consists of the Kuskokwim River from ADF&G regulatory markers located at the upstream entrance to the second slough on the west bank downstream from Kalskag to the regulatory markers at Chuathbaluk.
- 6. Elder.** Any respected Elder that resides within the Kuskokwim Area.
- 7. Headwaters Subsistence.** Representatives that are active subsistence users in the Kuskokwim River drainage from McGrath upstream to the headwaters of the Kuskokwim River.

- 8. Upriver Subsistence.** Representatives that are active subsistence users in the Kuskokwim River drainage above Chuathbaluk and below McGrath.
- 9. Middle River Subsistence.** Representatives that are active subsistence users in the Kuskokwim River drainage from Lower Kalskag to Chuathbaluk within District W-2.
- 10. Lower River Subsistence.** Representatives that are active subsistence users in the Kuskokwim River drainage from Eek to Tuluksak within District W-1. Appendix A1.– Page 7 of 8.
- 11. Processor.** Representatives that own or operate commercial salmon buying and/or processing businesses within District W-1 and W-2.
- 12. Member at Large.** Representatives that are Area residents selected by the Working Group for their knowledge of, appreciation for, and experience with Kuskokwim River fisheries.
- 13. Federal Regional Advisory Council.** Representatives that are current members of the Yukon-Kuskokwim Delta and Western Interior Advisory Councils and reside in the Kuskokwim Area.
- 14. Commercial Fishermen.** Kuskokwim commercial fishing permit holder or crew member, supported by commercial fishing permit holders who fish primarily within Districts W-1 and W-2.
- 15. Sport Fisher.** Representatives that actively participate in sports fishing within the Kuskokwim River drainage.
- 16. Kuskokwim River Inter-Tribal Fish Commission.** Representatives who are current members of the Kuskokwim River Inter-Tribal Fish Commission and reside in the Kuskokwim Area.
- 17. Alaska Department of Fish and Game.** Representatives that are presently employed with ADF&G in Bethel. This position is an associate member and may only vote on decisions not directly related to fisheries management. Final emergency order authority continues to rest with the ADF&G.

ARTICLE VI. AMENDMENT TO BY-LAWS

These by-laws may be altered, amended or repealed and new by-laws may be adopted by consensus of the Kuskokwim River Salmon Management Working Group representatives present at any regular or special meeting, if at least thirty (30) days written notice is given by certified mail, phone call, or intention to alter, amend or appeal or to adopt new by-laws at such meeting.

KUSKOKWIM RIVER SALMON MANAGEMENT WORKING GROUP (ATTENDANCE 2019-2020)

Seat	Member	Letter Sent ?/ETC	2019 Meetings							2020 meetings					
			17-May	5-Jun	14-Jun	21-Jun	26-Jun	3-Jul	10-Jul	14-Aug	28-Aug	20-Nov	5-May	8-Jun	15-Jun
DOWNRIVER ELDER	JAMES CHARLES		P	X	X	X	P	X	X	P	X	P	P	P	P
	JOHN W. ANDREW		P	X	P	X	P	X	X	X	P	X	P	P	X
UPRIVER ELDER	MISHKA ANDREANOFF	Yes 7/19	<i>Vacant ?</i>	X	X	X	X	X	X	X	X	X	X	X	X
LOWER RIVER SUBSISTENCE	MIKE WILLIAMS SR.		P	P	P	EXC	P	P	X	P	X	P	P	P	X
	ALISSA ROGERS		P	P	P	P	P	P	P	P	P	P	P	P	X
	MARY PELTOLA		P	P	X	P	P	P	EXC	X	X	P	P	P	P
MIDDLE RIVER SUBSISTENCE	MIKE SAVAGE	Yes 7/19	X	X	X	X	X	X	X	X	X	X	X	X	X
	LISA FEYEREISEN		P	P	P	P	P	P	P	P	P	P	P	P	EXC
	DARREN DEACON	still has inter	X	X	X	X	X	X	X	X	X	X	X	X	X
UPRIVER SUBSISTENCE	MARK LEARY		X	P	EXC	X	P	X	X	X	EXC	P	X	EXC	EXC
	BARBARA CARLSON		P	P	EXC	P	P	P	P	P	EXC	EXC	P	EXC	P
HEADWATERS	DANIEL ESAI	Yes 7/19	P	X	P	X	X	X	P	X	X	X	X	X	X
MEMBER AT LARGE	FRITZ CHARLES		EXC	X	X	X	P	P	P	X	X	X	P	P	P
	CHARLES GUEST	No contact	X	X	X	X	X	X	X	X	X	P	X	X	X
	ALBERT KAWAGLEY		X	X	X	X	EXC	X	X	P	P	X	X	P	X
	BARBARA CARLSON		P	P	EXC	P	P	P	P	P	EXC	EXC	P	EXC	P
WESTERN INTERIOR RAC	VACANT						<i>Vacant</i>								
YK DELTA RAC	BOB ALOYSIUS	Send Letter?	P	P	P	X	X	X	EXC	X	X	X	X	X	X
	JOHN W. ANDREW		P	X	P	X	P	X	X	X	P	X	P	P	X
PROCESSOR	VACANT						<i>Vacant</i>								
COMMERCIAL FISHING	CHARLIE BROWN	No contact	P	X	X	X	X	X	X	X	X	P	X	X	X
	GREG HOFFMAN, JR.		P	P	X	P	P	P	X	P	P	X	P	X	EXC
SPORT FISHING	LAMONT ALBERTSON		P	P	P	EXC	P	P	P	P	P	P	P	P	P
KRITFC	Robert Lekander (RES)						<i>Vacant</i>								<i>Vacant</i>
	James Nicori	Yes 7/19	X	X	X	X	X	X	X	X	X	X	X	X	X

P = Present

X = Absent

EXC = Excused Absence

Voting Members or Alternates Highlighted in Gray with a Bold Outline are those suggested for discussion