

ICE SEAL BIOMONITORING

Results from Shishmaref seal samples

Number of seals that were sampled between 2000–2013

	Barrow	Point Hope	Kivalina	Kotzebue	Shishmaref	Diomede*	Nome	Gambell	Savoonga	Hooper Bay	Totals
Ringed	83	71	0	183	851	258	9	329	48	163	1,995
Bearded	144	352	12	137	339	212	6	272	22	24	1,520
Spotted	5	2	0	69	1,893	85	15	385	28	25	2,507
Ribbon	1	6	0	0	2	44	0	10	5	6	74
Totals	233	431	12	389	3,085	599	30	996	103	218	6,096

CHANGES IN SEAL DIET

Comparing stomach contents through time tells us if seal diets are changing with changes in the environment.

Proportion of adult seals, from Shishmaref, who ate these prey items during the 1970s vs. 2000s.

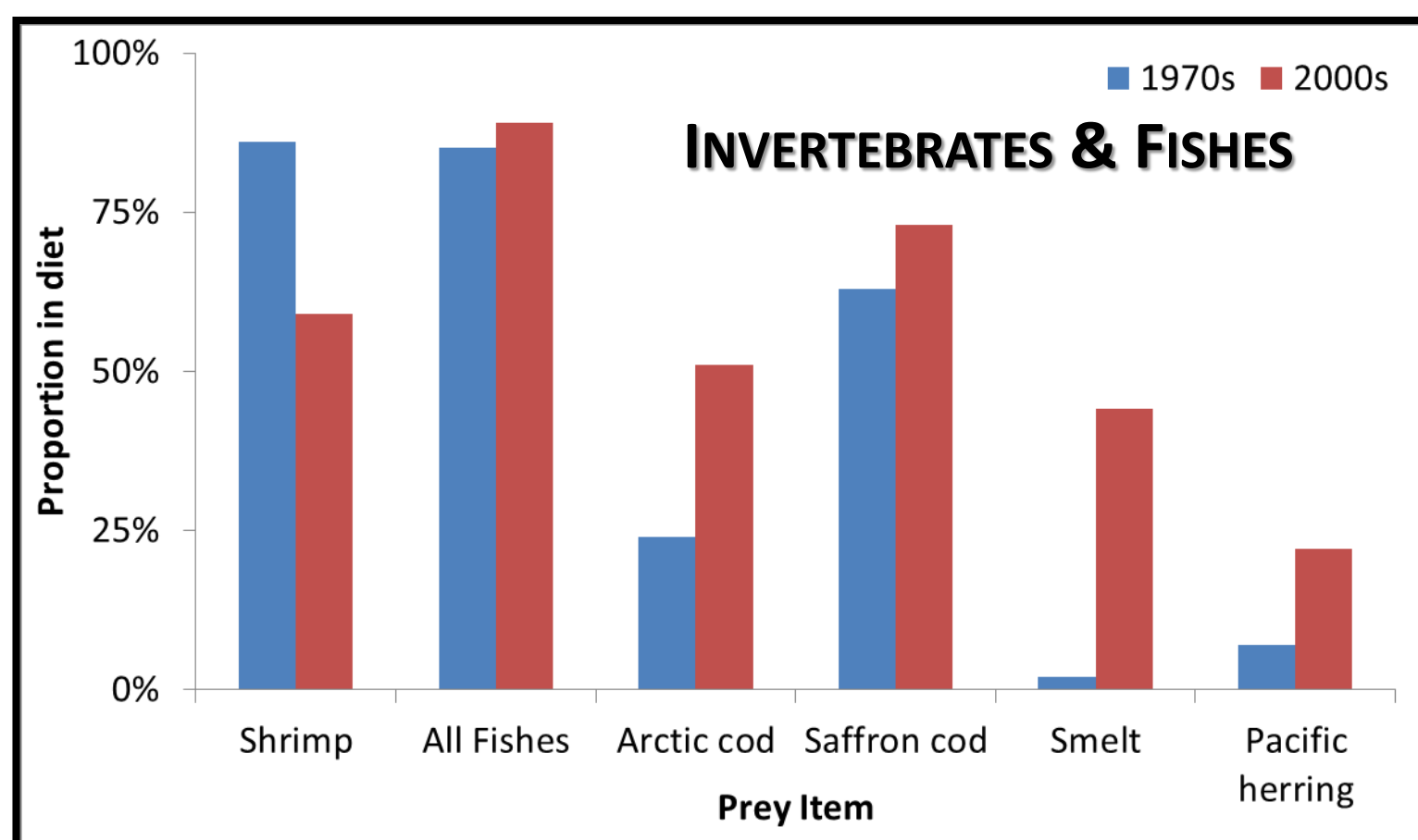


Arctic cod



Partially digested Arctic Lyre Crab

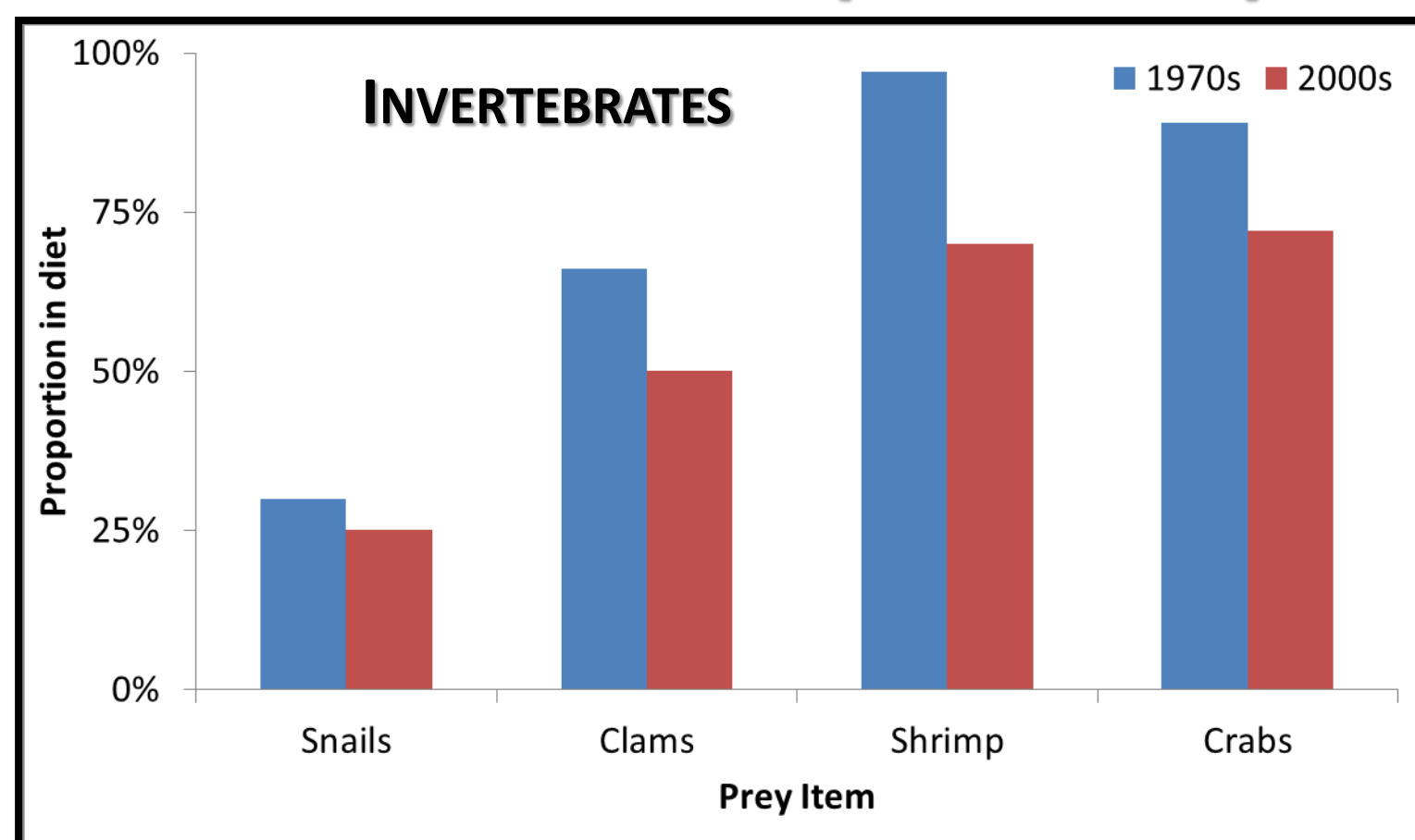
RINGED SEALS



▼ Ringed seals ate **less shrimp** during the 2000s than during the 1970s.

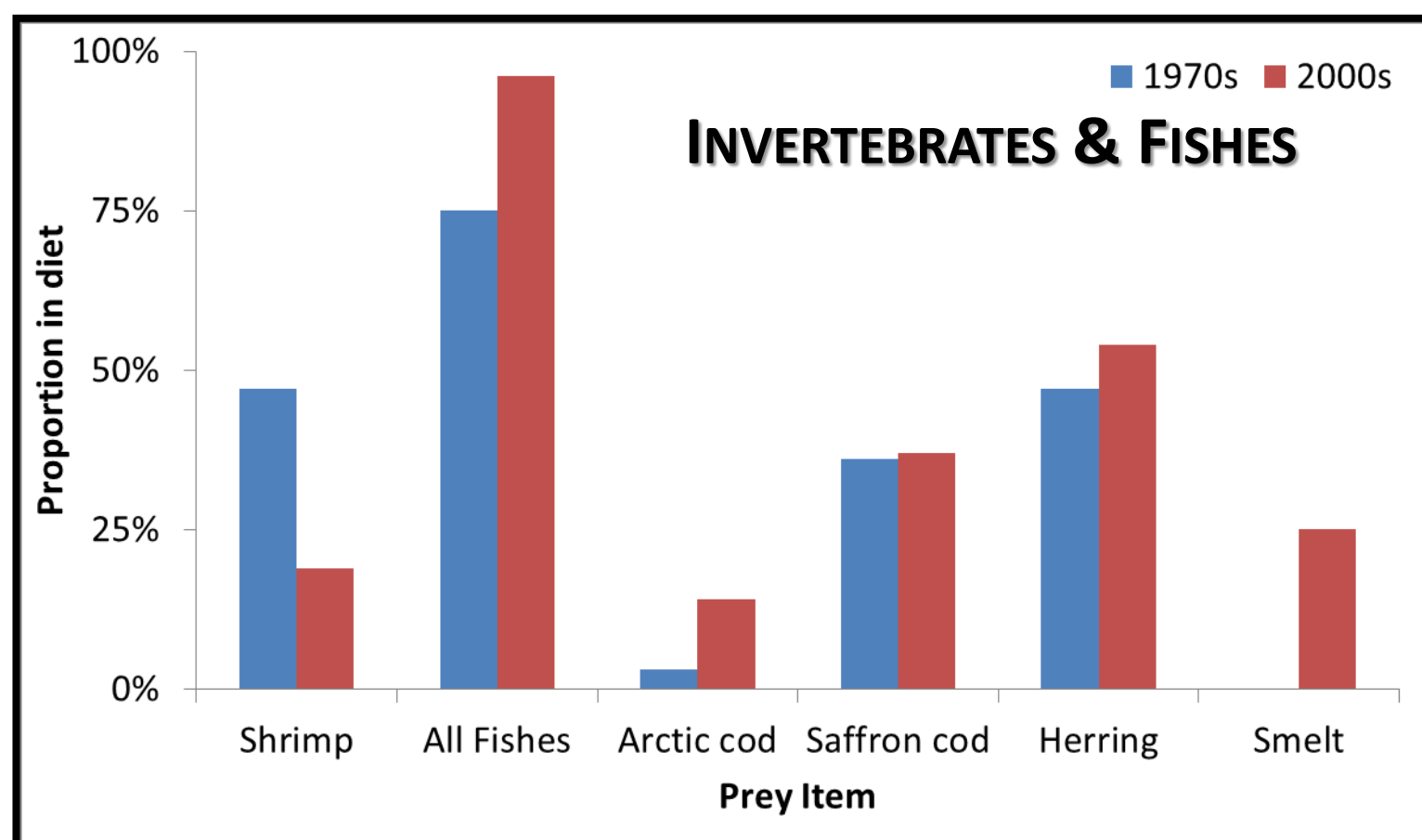
▲ Ringed seals ate **more fish** during the 2000s than during the 1970s.

BEARDED SEALS (OGRUKS)



▼ Bearded seals ate **less invertebrates** during the 2000s and 1970s.

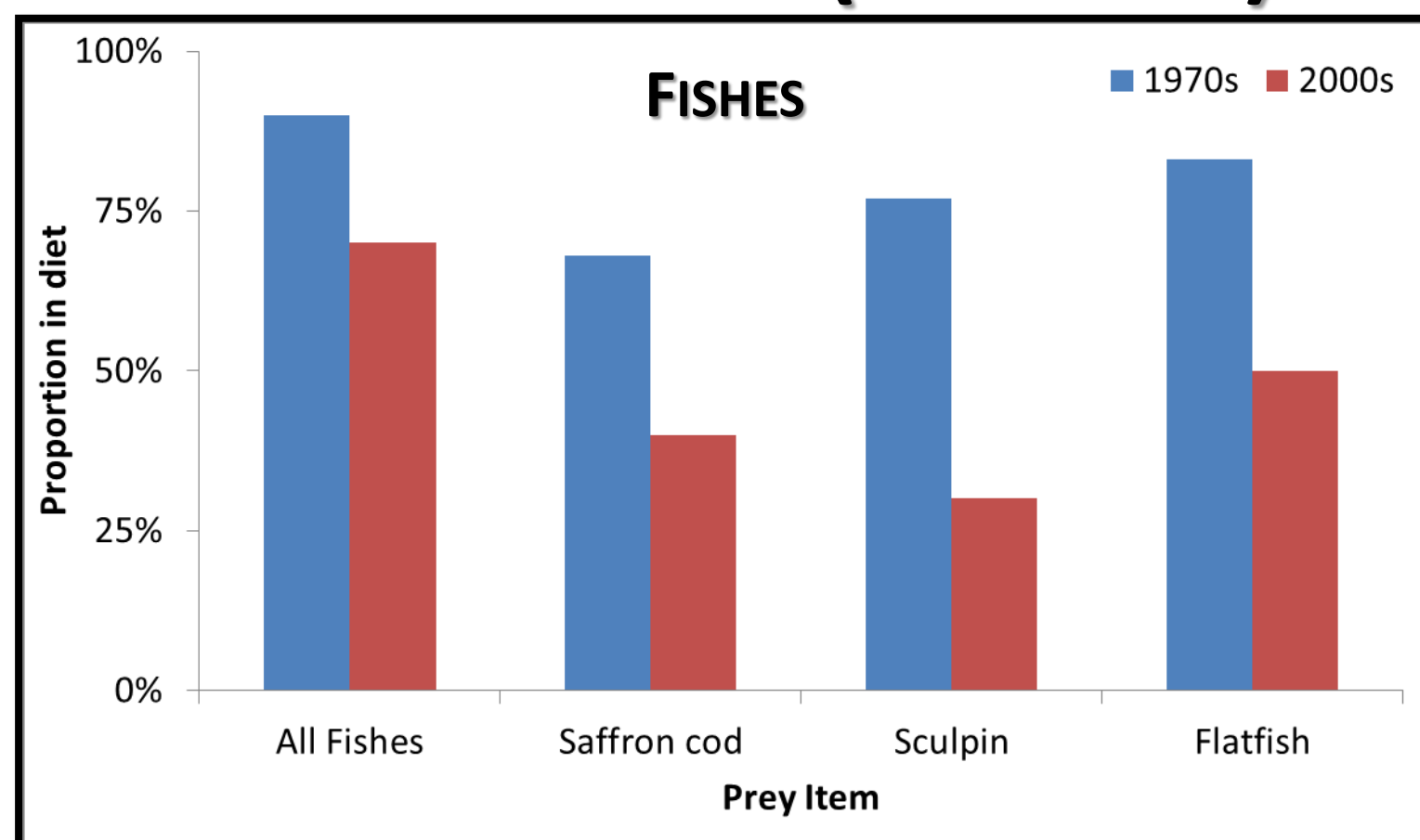
SPOTTED SEALS



▼ Spotted seals ate **less shrimp** during the 2000s than during the 1970s.

▲ Spotted seals ate **more fish** during the 2000s than during the 1970s.

BEARDED SEALS (OGRUKS)



▼ Bearded seals ate **less fish** during the 2000s and 1970s.

Acknowledgements-

Many thanks to the people who collected samples!

◆ If you harvest an oogruk or seal with any abnormalities you can remove the odd part by cutting through the normal tissue surrounding the odd part, place it in a plastic bag and then call ADF&G at the numbers below.

Questions? Call ADF&G (907) 459-7214 or Toll Free 1-800-478-7346

Supported by the Ice Seal Committee, your rep is Brandon Ahmasuk with Kawerak, subsistence@kawerak.org.

Research conducted under NMFS permit # 358-1787

