


Yukon Kuskokwim Delta Ice Seal Harvest project

Emmonak - 2011

A household survey to determine the number of ice seals harvested during the calendar year (Jan-Dec) 2011 was completed in the spring of 2012. There are 796 people living in 185 households in Emmonak according to the Alaska Department of commerce. The surveyors contacted 34 or 18% of all households. This report was prepared for the community of Emmonak and the Ice Seal Committee by the Alaska Department of Fish and Game.

Spotted Seal

Issurik	Adult
Issurvak	Very Large Adult
Issurriyaraq	Two year old
Useqnaq	Yearling
Ulutviaraq	Baby




Bearded Seal

Maklak	Old
Tungunquq	Young Adult
Amirkaq	Young



Ringed Seal

Nayeq	Adult
Ulutviaraq	Tiny Baby



Ribbon Seal

Qasruliq	Adult
Qasrulget	Adult



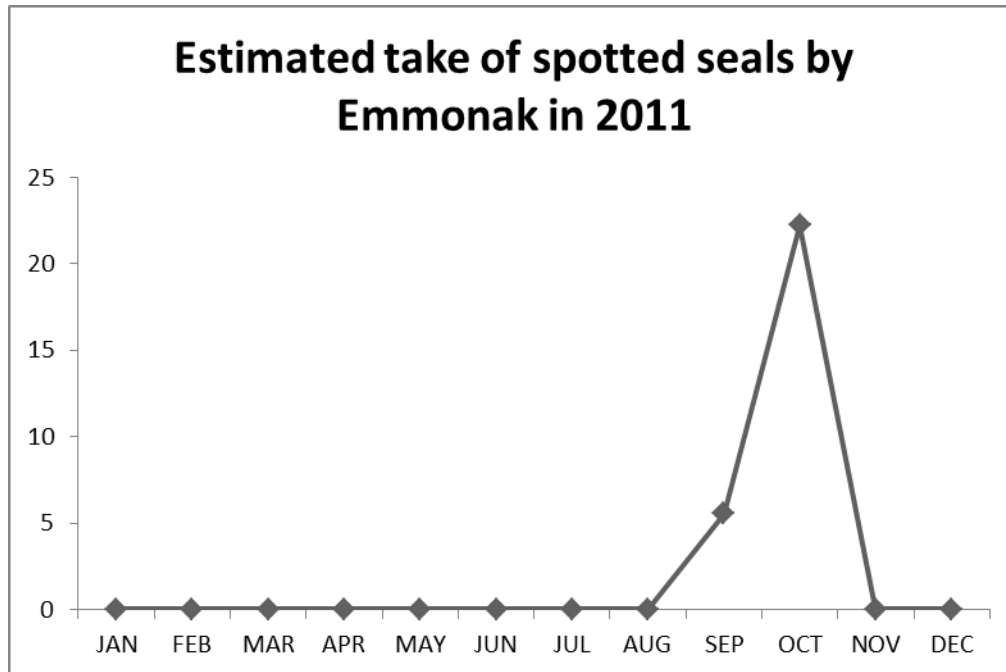
Report Prepared by

Mark Nelson
 Alaska Department of Fish and Game
 Arctic Marine Mammal Program
 1300 College Road
 Fairbanks, AK 99701
 1-800-478-7346

In cooperation with
 Emmonak Surveyor

Tim Andrew AVCP and Albert Simon ISC rep
 Michael Jimmy

Issuriq (Spotted Seals)

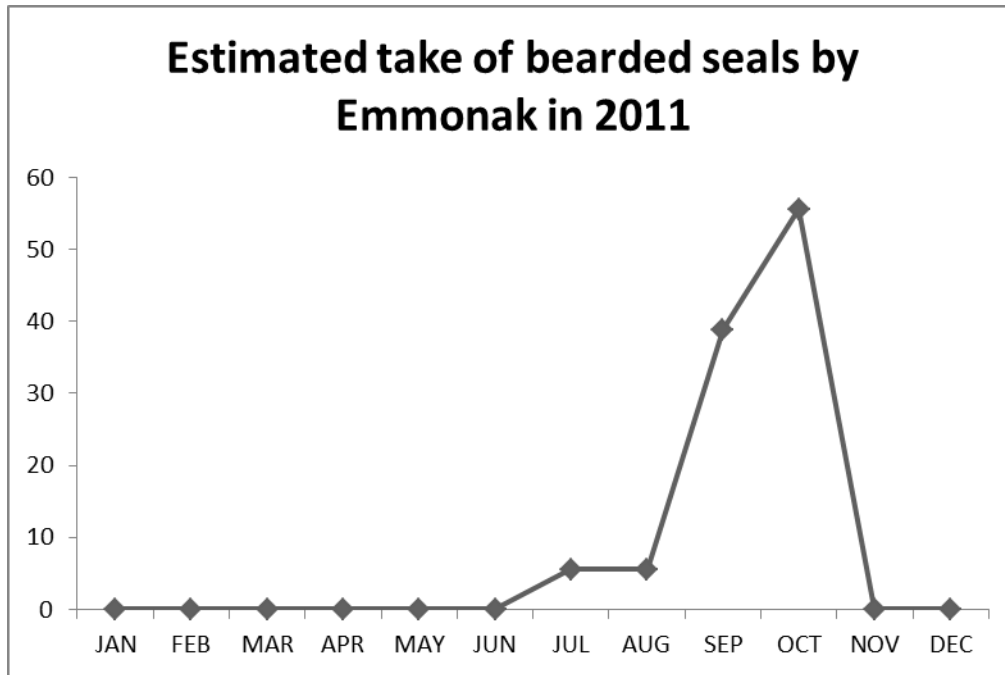


Take is the total number “taken” from the population (take = harvest + struck but lost). Reported take is the total (harvest + struck but lost) recorded on the survey sheets. Estimated take is how we find the total take for the community. For example, we surveyed 18% of Emmonak, so we need to adjust for the 82% of the households not surveyed and estimate the total. We divide the reported take by 18%. (Estimated Take=Reported Take/ % Households Surveyed)

	harvest	struck but lost	total take
reported	5	0	5
estimated	28	0	28

Harvest is the number of seals that were killed and taken for subsistence use (28). Struck but lost were those seals that were killed but sank before they could be retrieved (0). The estimated take for Emmonak is 28 spotted seals in 2011. All of the spotted seals reported during the survey were reported harvested during September and October.

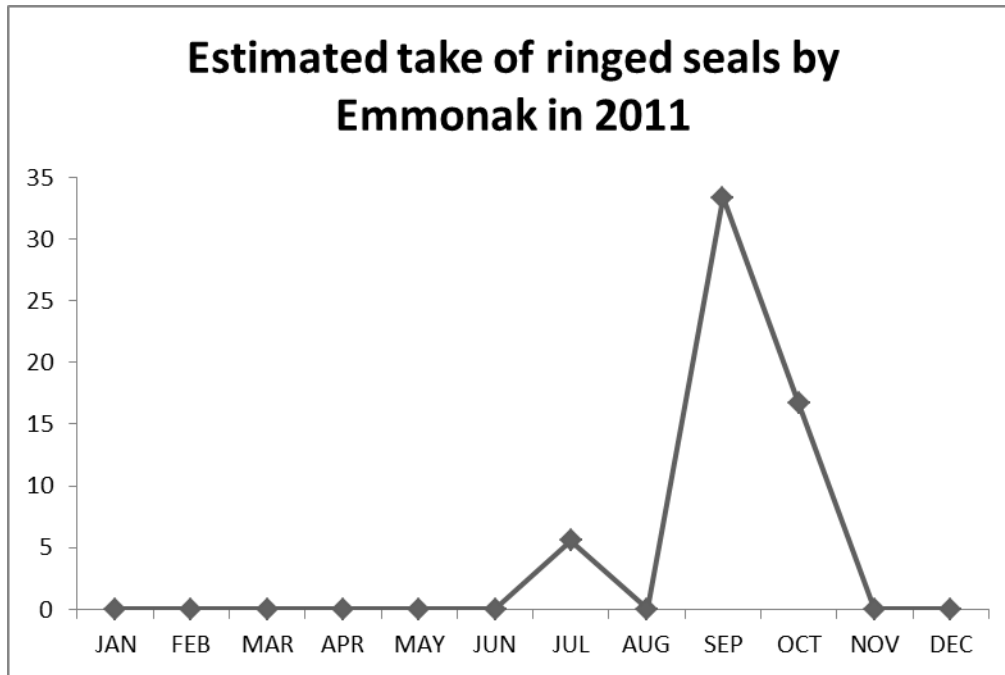
Maklak (Bearded Seals)



	harvest	struck but lost	total take
reported	19	0	19
estimated	106	0	106

Seal hunters in Emmonak harvested an estimated 106 bearded seals in 2011. Most of the bearded seals were harvested during the fall in Emmonak.

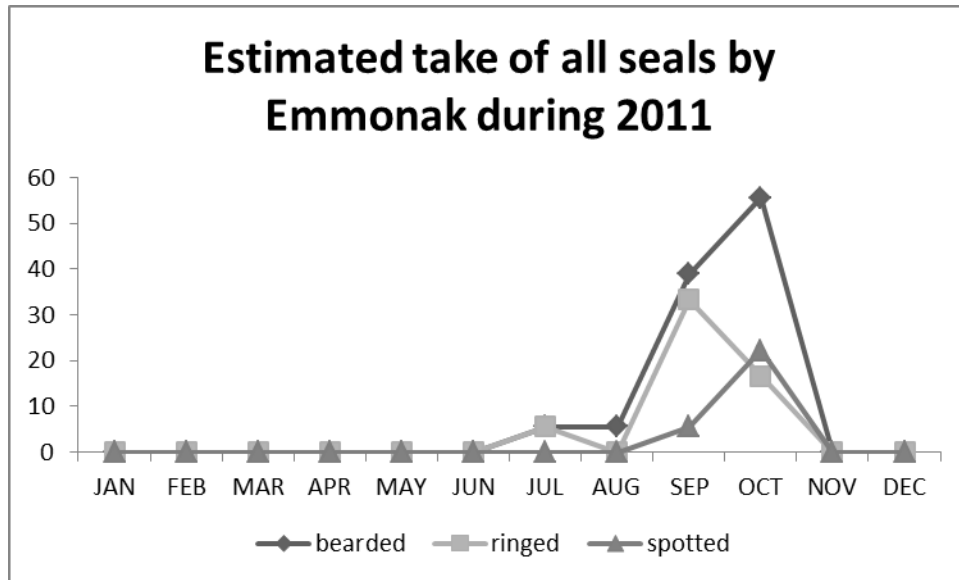
Nayeq (Ringed Seals)



	harvest	struck but lost	total take
reported	10	0	10
estimated	56	0	56

Seal hunters of Emmonak harvested an estimated 56 ringed seals during 2011. Most of the ringed seals were reported harvested during September and October.

Summary



From this survey, Emmonak took an estimated 28 spotted, 106 bearded, and 56 ringed seals for a total of 190 ice seals during 2011. It is interesting to note that Emmonak appears to harvest most of their seals in the summer, fall, or early winter and fewer of them during the spring.

The survey asked if the households thought the populations of each species was changing and below were the responses. It should be noted however that the comments for ringed seals and ribbon seals indicate there was some confusion about which species had been in the news for the Unusual Mortality Event. The information below for ringed and ribbon seals should be viewed cautiously. The reports relating to the number harvested do not appear confusing so the number of ringed seals reported harvested is probably accurate.

	increasing	no change	Decreasing
spotted	37%	53%	11%
bearded	65%	35%	0%
ringed	41%	47%	12%
ribbon	0%	50%	50%

Quyana!

The information gained from this survey is extremely important for showing how many ice seals are required for your subsistence needs. If you have any questions or comments please contact Mark Nelson.

ADF&G - Arctic Marine Mammal Program
 1300 College Road
 Fairbanks, AK 99701
 907-459-7374 or 1-800-478-7346
 Mark.Nelson@alaska.gov